


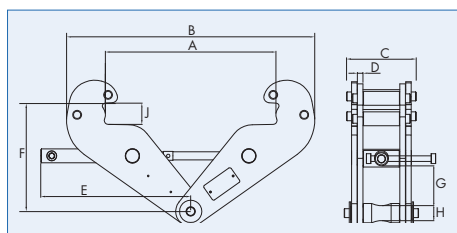
## Beam clamp BK

### Mobile attachment device

The girder clamp BK is a simple and safe load attachment tool. Its easy two-step operation makes it ideal for urgent tasks and assembly jobs. Twist and open the spindle to the width of the beam flange, push over the flange and close tightly. The clamp can also be used for the lifting and transfer of steel beams and as a pulling clamp.



BK 10



### Attachment point

Attachment points can be established quickly to hold hoists and deflection pulleys on a wide range of beams, transporting beams and corresponding bearing structures, fast preparation of cross-beams – in particular for asymmetrical load distributions, preventing and damage to cables and chains.

### Short set-up time

For assembly and repair work, beam clamps with changeable clamping ranges are ideal tools. The set-up times are shortened and missing, often improvised attachments points become safer.

### Features

The frame of the beam clamp is made from solid steel plates and the spindle is made from high tensile galvanized steel that normally forgives a strong tightening.

TYPE	BK ...	10	20	30	50	100
Capacity	kg	1,000	2,000	3,000	5,000	10,000
Grip range A min.	mm	75	75	80	90	90
Grip range A max.	mm	230	230	320	320	320
Flange width J	mm	20.8	20.8	34.3	34.3	42.7
B (Dimensions)	mm	180	180	220	220	250
B max.	mm	375	375	498	498	514
C	mm	80	90	117	127	139
D	mm	5	5	8	10	16
E	mm	220	220	271	271	280
F min.	mm	102	102	168	168	172
F max.	mm	160	160	240	240	242
G min.	mm	29	28	60	57	55
H	mm	20	22	24	30	40
Weight	kg	4	5	9	11	18
Order No.		F00031	F00032	F00033	F00034	F00035

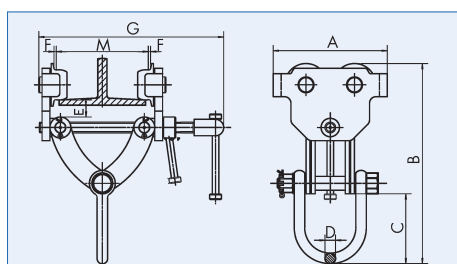
## Trolley BR

### Trolley BR = clamp on wheels

The grip trolley type BR with its integrated push trolley is used as a helper for all kind of mounting, assembly and erection work.



BR 10



Setting to the beam flange width is performed by rotating the threaded spindle. For security, the locking lever is turned against the side plate. It can be adjusted to a wide beam area and different profiles (e.g. INP, IPE and IPB).

### Optimum run

The mechanically machined steel rollers and the closed ball bearings are permanently lubricated. The spindle is protected against corrosion by zinc galvanization.

### Accident prevention regulation safety

The beam clamp with integrated roller carriage complies with the accident prevention regulations for perpendicular lifting. Each model BR clamp is tested with excess loads. The devices are delivered with a test certificate specifying the serial number and an operating manual with an integrated EC Declaration Of Conformity.

TYPE	BR ...	10	20	30	50
Capacity	kg	1,000	2,000	3,000	5,000
Grip range M min.	mm	64	76	76	100
Grip range M max.	mm	203	203	203	305
Curve radius	m	1.1	1.3	1.4	1.5
A (Dimensions)	mm	174	280	340	385
B min./max.	mm	263–324	339–387	374–438	450–528
C	mm	105	111	127	135
D	mm	Ø 16	Ø 22	Ø 27	Ø 35
E	mm	25.4	25.4	26	81
F	mm	≈ 3	≈ 3	≈ 3	≈ 3
G	mm	340	340	345	465
Weight	kg	7	19.5	32	53
Order No.		F00042	F00036	F00037	F00039